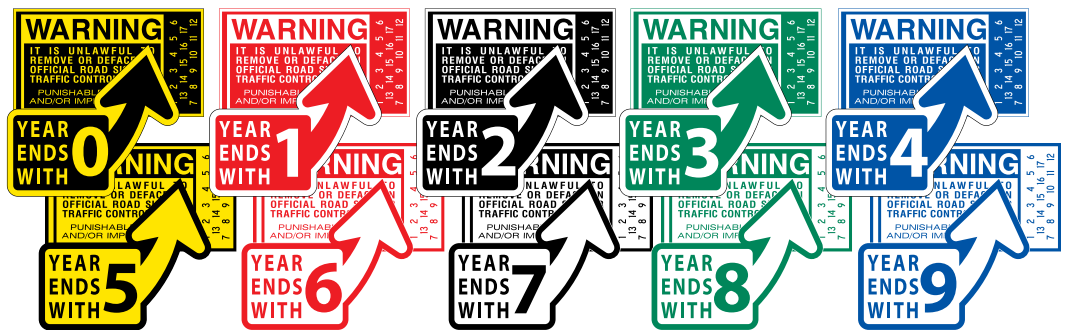


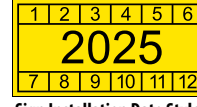





# Do you have an Assessment Method in place to maintain Minimum Retroreflectivity?

## Sign Dating Stickers

3 ways to implement the Expected Sign Life or the Blanket Replacement Method of maintaining traffic sign retro-reflectivity.



Specify Year and Material when ordering. High Intensity (H)

<b>GENERIC DATING STICKER</b>  <b>2 1/4" WIDE x 1 1/8" HIGH</b>	The Generic dating sticker provides the year and you simply punch out the month that applies to either the date of installation or replacement date.	 Sign Installation Date Style #DGID(H)25	 Expected Sign Life Style #DGES(H)35
<b>WARNING MESSAGE DATING STICKER</b>  <b>4" WIDE x 2 1/4" HIGH</b>	The Warning Message dating sticker provides a deterrent to vandalism and theft while still maintaining the date of installation or replacement date.	 Sign Installation Date Style #DWID(H)25	 Expected Sign Life Style #DWES(H)35
<b>UNIQUE DATING STICKER</b>  <b>4" WIDE x 2 1/4" HIGH</b>	The Unique dating sticker serves both purposes listed above while also allowing you to use logos and text of your choosing.	 Sign Installation Date Style #DUID(H)25	 Expected Sign Life Style #DUES(H)35

### Blanket Replacement METHOD:

The agency will replace all the signs in an area or of a specific series at given intervals. The agency can use stickers that specify installation dates to help them know when to replace all signs in the area or series

### Expected Sign Life METHOD:

Signs must be replaced before they reach the end of their expected sign life. An agency must have documentation of expected replacement for individual signs.



VOICE: 1-800-367-1492 • FAX: 1-800-206-3444  
 sales@cpcsigns.com • www.cpcsigns.com